

AOCO-MASO 2021

ASIA-OCEANIA CONFERENCE ON OBESITY & MALAYSIAN ASSOCIATION
FOR THE STUDY OF OBESITY SCIENTIFIC CONFERENCE

VIRTUAL CONFERENCE

6th - 8th April 2021

AOCO-MASO 2021 CONFERENCE REGISTRATION GUIDE

This guide provides step-by-step instructions on how to create a user profile and register for AOCO-MASO 2021. Please note that the screenshots are indicative and the actual interface may vary depending on the notebook/laptop/tablet/mobile phone being used. If you have any difficulties, please contact the Conference Secretariat at maso.obesity@gmail.com.

STEP 1:

In order to create an account, please visit <https://www.aocomaso2021.com/registration.php>.



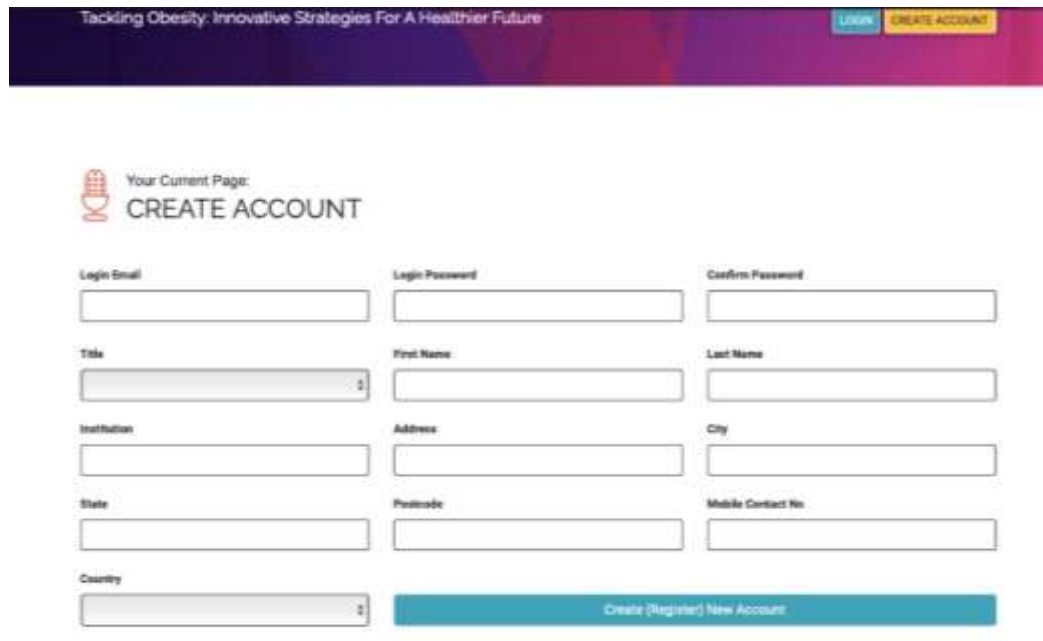
Your Current Page: **REGISTRATION**

Category	Extended Early Bird 28th Feb 2021	Regular 1st Mar - 8th April 2021
INTERNATIONAL DELEGATES		
AOASO Member	USD 75	USD 100
Non-AOASO Member	USD 100	USD 125

STEP 2:

Complete your registration by providing an e-mail address, a password and all the required information. Then click “*Create (Register) new account*”.

*The inputted e-mail address and password will be used as login credentials in STEP 3.



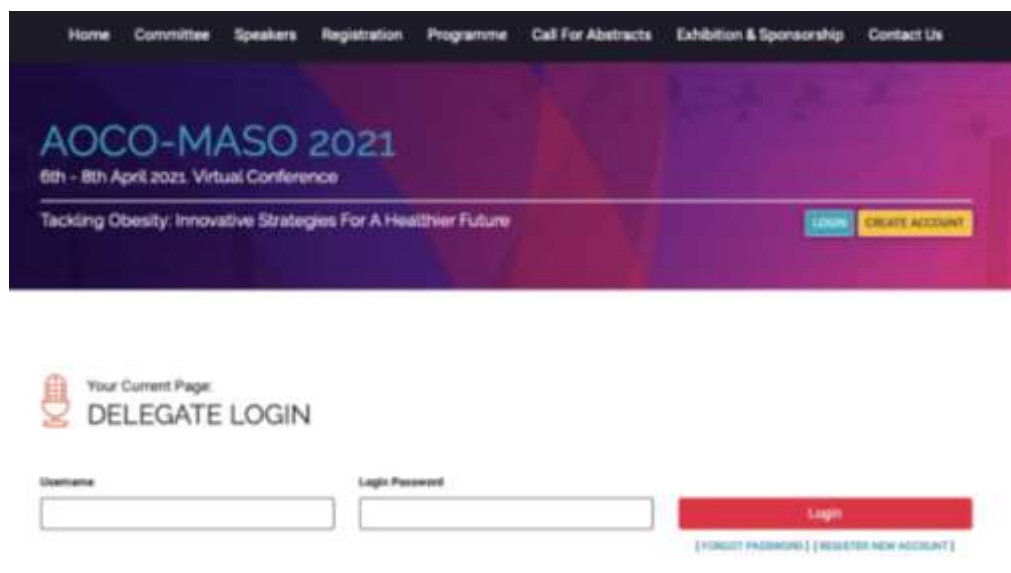
The screenshot shows the 'CREATE ACCOUNT' registration form on a website. At the top, there is a navigation bar with the text 'Tackling Obesity: Innovative Strategies For A Healthier Future' and two buttons: 'LOGIN' and 'CREATE ACCOUNT'. Below the navigation bar, the page title is 'Your Current Page: CREATE ACCOUNT'. The form consists of several input fields arranged in a grid:

- Login Email
- Login Password
- Confirm Password
- Title (dropdown menu)
- First Name
- Last Name
- Institution
- Address
- City
- State
- Postcode
- Mobile Contact No.
- Country (dropdown menu)

At the bottom right of the form, there is a large blue button labeled 'Create (Register) New Account'.

STEP 3:

Login to the account using the registered email address and password from STEP 2.



The screenshot shows the 'DELEGATE LOGIN' form on a website. At the top, there is a navigation bar with the text 'Home Committee Speakers Registration Programme Call For Abstracts Exhibition & Sponsorship Contact Us'. Below the navigation bar, the page title is 'Your Current Page: DELEGATE LOGIN'. The form consists of two input fields:

- Username
- Login Password

At the bottom right of the form, there is a large red button labeled 'Login'. Below the 'Login' button, there are two links: '[FORGOT PASSWORD]' and '[REGISTER NEW ACCOUNT]'.


STEP 4:

Upon a successful login, you will view some conference details i.e. Registration and Abstract. To proceed with the registration, please click ‘*Manage*’ tab at the registration row.



STEP 5:

At the ‘*Manage REGISTRATION*’ site, please choose your relevant membership status and fill in the coupon code according to the invitation letter (*for invited speakers only*) and click the ‘*APPLY TO CART*’ tab. You can now proceed to complete your payments (*waived for invited speakers*).



And you are done registering for the conference now. Thank you and see you soon!